

PLAN SB1

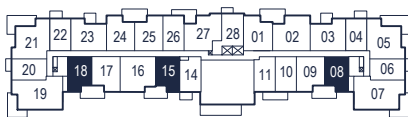
1 BEDROOM
1 BATHROOM

INTERIOR: 560 SQ FT
BALCONY: 106 SQ FT

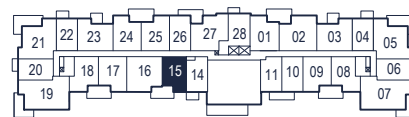
PEREGRINE
TSAWWASSEN SHORES



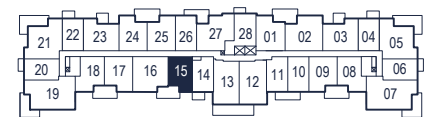
* LEVEL 1 HOMES FEATURE EXTENDED PATIOS.
PLEASE SEE A SALES REPRESENTATIVE FOR DETAILS.



LEVEL 1



LEVEL 2



LEVEL 3, 4



The developer reserves the right to make changes and modifications to the information contained herein without prior notice. Artistic renderings are representational only and may not be accurate. Sizes, dimensions, and materials are approximate and plans may be mirrored. This is not an offering for sale. Such an offering can only be made by a disclosure statement. E.&O.E.